

NEW Lo-Carbon Sentinel Kinetic® High Flow MVHR Unit

Features & Benefits

- Recognised in SAP Appendix Q
- 180mm/200mm spigots
- Horizontal duct option for space-saving installations
- High airflow, ideal for student accommodation clusters
- Unique folding filter for removal when access is restricted
- Integrated digital controller for simple and accurate commissioning
- Plug and play controls; Humidistat, Ventwise, Wireless Remote
- BMS connectivity
- LS inputs (Light Switch)
- Volt-free inputs
- Self diagnosis for simplified fault finding
- Adjustable delay On/delay Off timer
- Summer bypass and frost protection

Increased Performance

The **Sentinel Kinetic High Flow** benefits from the latest high efficiency, backward curved impeller design, ensuring the lowest possible energy consumption, and an exceptional performance range covering small one bed apartments to the largest of houses.

Care Homes & Student Accommodation

The **Sentinel Kinetic High Flow** is ideal for larger homes and multiple occupancy units such as **care** homes and student accommodation. Capable of **175l/s** at 150Pa, the unit can extract from up to **fourteen** bathrooms and a communal kitchen while still achieving almost 90% heat recovery. The fully automatic capability of the Kinetic range means that adequate ventilation is always achieved.

The Kinetic's BMS capability is also ideal for those commercial applications where landlords or property managers want to monitor and optimise building performance and maintenance. The Kinetic BMS can provide status information and its self diagnostics can report if any fault is found.

Spigot Options

180mm/200mm Spigots may be re-positioned to give horizontal connection or a combination of vertical and horizontal connection.

Models

	Stock Ref
Kinetic High Flow Right	408449
Kinetic High Flow Left	408451

For further details, see Sentinel Kinetic Plus.

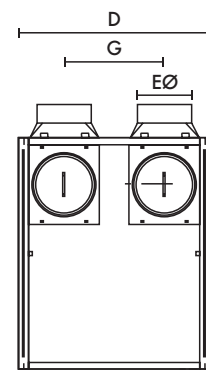
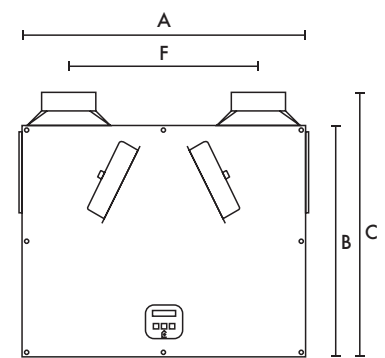
SAP PCDB Test Results

Exhaust Terminal Configuration	Thermal Efficiency %	SFP (W/l/s)
K + 1	88%	0.65
K + 2	88%	0.54
K + 3	90%	0.52
K + 4	90%	0.55
K + 5	91%	0.6
K + 6	91%	0.66
K + 7	90%	0.74

SEC Rating

Model	SEC Class	SEC Class (inc. LDC)
Kinetic High Flow	A	A

Dimensions (mm)

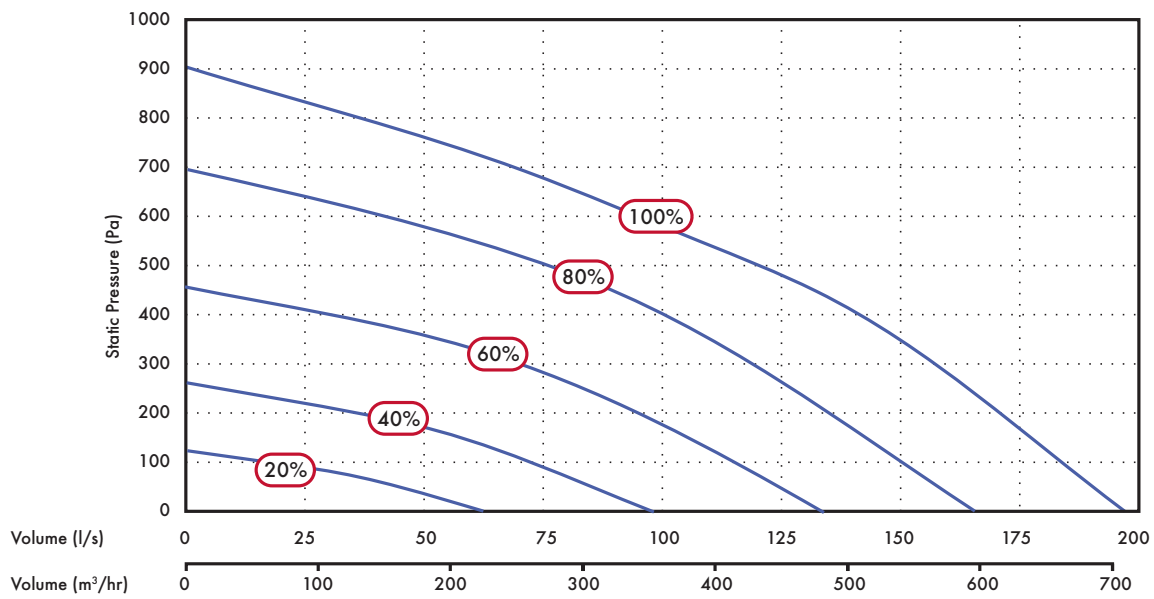


A	B	C	D	EØ	F	G
785	635	722	550	180/200	520	275

Weight: 34kg



Performance



Sound Data

Test Mode	Flow %	Octave band, Hz, dB SWL								SPL dB(A) @ 3m
		63	125	250	500	1.0K	2.0K	4.0K	8.0K	
Supply	20	55.1	65.9	55.2	53.8	44.4	37.4	25.3	24.9	37.4
Extract		58.2	57.4	48	45.6	43.8	34.5	20	24.5	31.1
Breakout		43.3	46.6	44.9	44.7	41.8	30.4	21.6	22.5	25
Supply	40	63.1	69	67.1	64	55	51.6	39.7	32.4	46.8
Extract		58.6	58.4	60.1	53.7	41.9	41.5	31.7	25.1	37.5
Breakout		55.4	49.6	60.6	53.8	46.5	41.5	33.2	27.4	34
Supply	60	70.3	74.3	81.4	71.5	63.6	59.9	49.6	43.1	57.4
Extract		64.4	64.2	72.6	59.1	48.7	45.7	37.8	29.3	47.6
Breakout		62.8	54.6	65.7	57.2	55.5	49.2	41.4	36.4	40.5
Supply	80	75.3	77.9	88.1	78.7	68.4	65.1	56	50.1	64
Extract		71.1	68.2	73.6	61.8	51.9	49.5	42.7	37.6	49.1
Breakout		66.2	59	73.4	61.8	57	54.6	47.3	43.1	47.5
Supply	100	90.9	80.9	84.4	80.1	71.5	68	59.3	54.5	63.3
Extract		92.4	71.8	78.1	67.4	54.9	51.5	44.6	41.4	55.1
Breakout		69.3	62.9	74.9	67.5	59.2	56.6	49.1	44.7	49.5